


SPAINKER
2023



GENERAL CATALOGUE

best for your life





INDEX

ASPECT

STONE		CONCRETE		WOOD		MARBLE	
CAPRI	012	BOHEMIEN	062	TIMEWOOD	124	AMADORA	136
ENTIS	016	FORMA	072	WOODEN	128	ASHER	140
ODISSA	020	KARZA	078			CASPER	144
PLASTER	026	LAVIN	082			CHARM	148
SADRA	032	LEVANA	88			IBIZA	152
TERANCO	038	MOLIS	92			IMMER	160
TIVOLI	044	NORDIK	96			KAMEN	170
VULCANO	052	ROKO	102			MARTA	176
		SPACE	106			MYRA	180
		TINO	110			PURE	184
		TRUST	116			WARP	188

SIZES

GLAZED PORCELAIN

	80 x 160	26,5 x 160	120 x 120	60 x 120	20 x 120	95 x 95	80 x 80	60 x 60
AMADORA			■	■				
ASHER	■		■					
CASPER	■		■					
CHARM	■		■	■		■		
ENTIS	■		■	■		■	■	
FORMA			■			■	■	
IBIZA	■		■	■		■	■	
IMMER						■	■	■
KAMEN	■		■	■		■		
KARZA	■		■	■		■		
LEVANA	■			■		■		■
MARTA	■		■					
MYRA	■		■					
PURE	■		■	■		■	■	
ROKO	■		■	■		■	■	■
SADRA						■	■	■
SPACE	■		■	■		■		
TIMEWOOD					■			
TIVOLI	■		■	■		■	■	■
VULCANO				■				■
WOODEN		■			■			

WALL TILE & FLOOR TILE COMBINATION

	40 x 120	33 x 100	30 x 90	MOSAIC	60 x 60	40 x 40	30 x 30
BOHEMIEN							■
CAPRI	■			■		■	
IBIZA	■				■	■	
IMMER			■	■	■		■
LAVIN	■			■		■	
MOLIS		■					
NORDIK	■					■	
ODISSA	■			■		■	
PLASTER	■			■		■	
ROKO			■	■	■		■
TERANCO	■						
TINO	■			■		■	
TIVOLI			■	■	■		■
TRUST	■					■	
VULCANO			■		■		■



OUR COMPANY

STORY

At Spinker, we manufacture floor and wall tiles with the aim of offering a genuine product to our customers. As a result of a union between two experienced countries in the business of ceramics such as Spain and Iran, Spinker rises as brand new concept which combines the latest trends with the highest quality and innovation.

Our goal is to transmit our passion for ceramics to our customers, through unique products, which contribute to the habitat security values for their quality and differentiation for their development. Multipurpose products, excellent in terms of design that remain enduring over time both for its style and its richness in details.

In order to always offer the highest quality products and design to the market, Spinker has understood innovation and investment in technology as part of its DNA. Always at the forefront of the latest research and techniques, our products are characterised by always providing a detail beyond conventionalism.

At Spinker we work every day investigating and applying new techniques that allow us to offer a differentiated product of the highest quality to our customers.



SUSTAINABLE SURFACES

ECO VALUES

As part of Spinkcer culture and goals, the care for the world heritage is a must. Spinkcer production philosophy is based on quality and innovation, with special attention to the environment using the latest technologies.

Spinkcer believes that to protect the environment for future generations must accept some responsibility for maintaining the planet. Therefore, it is our duty to prevent environmental degradation and work in conditions in a way to ensure the health of workers and the nature at the same time.

The preservation of environment is constantly a priority of Spinkcer from the moment we select our raw materials, up until the moment the finished ceramic tiles are dispatched from our warehouse.



STONE

MATERIAL COLLECTIONS

The stone represents the elegance of the nature. It can be a high difference between the limestone to a volcanic stone, but all of them highlight by the matt and polished areas and the zones of grains and fossils.

The collections that interpret the stone reproduce in a realistic way all its beauty and they add the technical performance and the large variety of formats for floor or wall that ensure the ceramic technology.

The result of the application of this material are ambiances minimalistic, elegant, with great personality and timeless.

CAPRI	012
ENTIS	016
ODISSA	020
PLASTER	026
SADRA	032
TERANCO	038
TIVOLI	044
VULCANO	052



CAPRI



Capri highlights by being a natural and exquisite material that originates from southern Italy.

It has been created to be able to settle as wall tile in any ambience, providing a lighthearted luxury touch.

This collection offers two geometrical structures too. The first one, Hexa, reminds of a swarm of bees by its shape of hexagons. And the second one, Bera, is composed of vertical lines that will highlight the walls on which it will be placed.

MATERIAL Wall Tile

TECH INFO



SIZES



COLORS





40X120 LIGHT CAPRI
40X40 LIGHT MOSAIC



40X120 GREY BERA CAPRI
40X40 GREY

CAPRI

WALL TILE & FLOOR TILE COMBINATION



LIGHT
40x120



LIGHT BERA
40x120



GREY
40x120



GREY BERA
40x120



LIGHT
MOSAIC
40x40



GREY
MOSAIC
40x40

GOLD PERFIT
0,6x120

SILVER PERFIT
0,6x120




LIGHT
40x40



GREY
40x40



















ENTIS



Entis is created behind the nature's originality, in detail from the appearance of the volcanic stone.

The elegance and thoroughness of the pieces detail result in a natural finished of great value.

It is an ideal collection for high pedestrian traffic providing, also, an immense personality to those places.

MATERIAL	Glazed Porcelain & Wall Tile	
TECH INFO	         	
SIZES	 80x160  60x120	 120x120  95x95  80x80
COLORS	  	



120X120 BLACK ENTIS



ENTIS

GLAZED PORCELAIN



BEIGE
120x120
95x95
80x80



BEIGE
80x160
60x120



GREY
120x120
95x95
80x80



GREY
80x160
60x120




BLACK
120x120
95x95
80x80


















BLACK
80x160
60x120

ODISSA



Odissa is a limestone that has a beautiful dark mottling with a fine porosity that diffuses over a homogeneous and regular background. Precisely the naturalness of its range of colours makes this collection the perfect complement for industrial-type spaces, although any decorative style can benefit from timeless beauty and its sober and refined aesthetics. Odissa is a perfect collection to impregnate any project with distinction and natural elegance.

MATERIAL	Wall Tile
TECH INFO	         
SIZES	 40x40  40x120
COLORS	  





ODISSA 30X30 GRAY MOSAIC





ODISSA 40X40 GREY
40X120 WHITE ROW

ODISSA

WALL TILE & FLOOR TILE COMBINATION



WHITE
40x120




WHITE ROW
40x120




GREY
40x120



GREY ROW
40x120



ANTRACITE
40x120



ANTRACITE ROW
40x120



**WHITE
MOSAIC**
30x30



**GREY
MOSAIC**
30x30


SILVER PERFIT
0,6x120



WHITE
40x40




GREY
40x40



ANTRACITE
40x40

PLASTER



Plaster highlights by the structure of its surface, delicately matteric, which evokes the effect of handicraft and plasticity of the artesanal finishes of cement. An essential collection but intense that acquire higher profile when it is illuminated in a natural or artificial way.

It is available in 3 colours in their most pure and rigorous tonality, combined in innovative formats that guarantee, in every architectonic context, of an attractive naturalness.

MATERIAL Wall Tile

TECH INFO          

SIZES  40x40  40x120

COLORS   






PLASTER 40X120 ANTRACITE
40X120 ANTRACITE VEXY



40X120 LIGHT PLASTER
40X120 LIGHT VEXY



PLASTER 30X30 LIGHT MOSAIC

PLASTER

WALL TILE & FLOOR TILE COMBINATION



LIGHT
40x120




LIGHT VEXY
40x120



LIGHT ROW
40x120



GREY
40x120




GREY VEXY
40x120



GREY ROW
40x120



ANTRACITE
40x120



ANTRACITE VEXY
40x120




ANTRACITE ROW
40x120



LIGHT
MOSAIC
30x30



GREY
MOSAIC
30x30



ANTRACITE
MOSAIC
30x30

GOLD PERFIT
0,6x120

SILVER PERFIT
0,6x120



LIGHT
40x40



GREY
40x40



ANTRACITE
40x40

SADRA



Sadra is a cozy design that has its origin in a stone effect, refined and matteric in which the attention of the details, the development of the graphic motive and the matrixes of its chromatic range are capable of illuminate with a unique touch and unmistakable in any ambience.

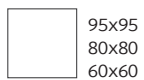
A collection that evokes the value of authenticity without time to introduce naturally, simplicity and comfort at home.

MATERIAL Glazed Porcelain & Wall Tile

TECH INFO



SIZES



COLORS







SADRA 95X95 ASH
95X95 GREY






SADRA 95X95 GREY

SADRA

GLAZED PORCELAIN



ASH
95x95
80x80
60x60



GREY
95x95
80x80
60x60



ANTRACITE
95x95
80x80
60x60

TERANCO



Teranco is a simple as well as sophisticated design that was born from the transformation of the matter.

A different surfaces by its four chromatic shades which express at maximum its peculiar balance aesthetic on wide surfaces.

An informal and versatile luxury with authentic details and warm texture to the touch. Perfect to cover contemporary ambiances with a great trend and rich in memory.

MATERIAL Wall Tile

TECH INFO




SIZES

COLORS






40X120 IVORY ROW TERANCO
40X120 IVORY MICRO



TERANCO 40X120 ANTRACITE PLAID






TERANCO 40X120 ASH MICRO

TERANCO

WALL TILE & FLOOR TILE COMBINATION



IVORY MICRO
40x120




IVORY PLAID
40x120



IVORY ROW
40x120



ASH MICRO
40x120




ASH PLAID
40x120




ASH ROW
40x120



ANTRACITE MICRO
40x120



ANTRACITE PLAID
40x120



ANTRACITE ROW
40x120

GOLD PERFIT
0,6x120

SILVER PERFIT
0,6x120




PLASTER
LIGHT
40x40



PLASTER
ANTRACITE
40x40

TIVOLI



Tivoli stands out for the stone's characteristics in which it inspires: its nature, personality and strength, in addition to the similarities to the touch due to its soft bush-hammered finish. The grains are also a significative element that have been treated carefully.

The shades that it offers and the quantity of formats in which are available complete the identity of this piece.

They can be used in any space of a house, thanks to its aesthetic, they result ideal to receive different decorative styles.

MATERIAL	Glazed Porcelain & Wall Tile									
TECH INFO	GP	WB	R			M				
	4									
SIZES		80x160 60x120		120x120 95x95 80x80 60x60 30x30		30x90				
COLORS										





TIVOLI 80X80 LIGHTGREY



30X90 DECOR TIVOLI



TIVOLI 30X90 ANTRACITE TIDE




30X90 LIGHTGREY ONA TIVOLI




TIVOLI

GLAZED PORCELAIN



BEIGE
80x160
60x120



BEIGE
120x120
95x95
80x80



LIGHTGREY
80x160
60x120




LIGHTGREY
120x120
95x95
80x80

TIVOLI

GLAZED PORCELAIN



DARKGREY
80x160
60x120



DARKGREY
120x120
95x95
80x80



ANTRACITE
80x160
60x120



ANTRACITE
120x120
95x95
80x80

TIVOLI

WALL TILE & FLOOR TILE COMBINATION



WHITE
30x90



WHITE TIDE
30x90



WHITE ONA
30x90



LIGHTGREY
30x90




LIGHTGREY TIDE
30x90



LIGHTGREY ONA
30x90



ANTRACITE
30x90



ANTRACITE TIDE
30x90



ANTRACITE ONA
30x90




DECOR
30x90



**WHITE
MOSAIC**
30x45



**LIGHTGREY
MOSAIC**
30x45




**ANTRACITE
MOSAIC**
30x45

SILVER MIXED PERFIT
2x90



LIGHTGREY
60x60
30x30

VULCANO






















Vulcano is a decorative concept inspired in the graininess and the colour of the land.

Its surfaces convert into the main character through games and lights that impinge on the texture.

A collection characterised by an amazingly materiality that invite to touch and sight through a soft chromaticism.

Neutral and warm spaces that flow through the different formats for both base and decors full of sensorial lightness.

MATERIAL	Glazed Porcelain & Wall Tile		
TECH INFO	         		
	  		
SIZES	 60x120	 60x60 30x30	 30x90
COLORS	  		



60X60 IVORY VULCANO
30X90 TATTER LEAVES



VULCANO 60X60 GREY



VULCANO

GLAZED PORCELAIN




IVORY
60x120



GREY
60x120

VULCANO

WALL TILE & FLOOR TILE COMBINATION



WHITE
30x90



WHITE LAP
30x90



WHITE TATTER
30x90



IVORY
30x90



IVORY LAP
30x90



IVORY TATTER
30x90



GREY
30x90



GREY LAP
30x90




GREY TATTER
30x90



TATTER LEAVES
30x90

GOLD PERFIT
0,6x90

SILVER PERFIT
0,6x90



IVORY
60x60
30x30



GREY
60x60
30x30

CONCRETE

MATERIAL COLLECTIONS

The cement transports us to the origins of the industrial design. It is a delicate and soft in its finish.

It is differentiated by the beauty in its shades, details and texture. It shapes neutral surfaces as background to the furniture and decoration of the ambience. It decorates in a creative way the day area as the night area.

Additionally, it has a great capacity to create minimalistic and simple atmospheres. The material's aesthetic efficiency changes according to the characteristics of every collection.

BOHEMIEN	062
FORMA	072
KARZA	078
LAVIN	082
LEVANA	088
MOLIS	092
NORDIK	096
ROKO	102
SPACE	106
TINO	110
TRUST	116



BOHEMIEN



Bohemien is born through the perfect fusion of the landscapes from the coasts and the latest technology.

Seven different designs are build in this series. These stand out for their luminosity and patterns as the geometrical prints from the hydraulic tiles of former times. Those examples take shape in Costa and Luan designs.

As a result, a vibrant and colorful tiles of 40x40 are created.

MATERIAL Glazed Porcelain

TECH INFO



SIZES














40X40 LIYA BOHEMIEN



BOHEMIEN 40X40 ANA






BOHEMIEN 40X40 MALTA
40X40 MALTA DECOR

BOHEMIEN

GLAZED PORCELAIN



NILA
40x40



MALTA
40x40




MALTA DECOR
40x40



MEGA
40x40



ANA
40x40



LIYA
40x40



SATYA
40x40



PEDRA
40x40

FORMA



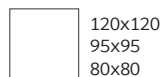
Forma is inspired in the attractiveness of the uniform cement. It is subtle but exquisite with a very interesting features from the technical point of view. The existence of a wide variety of tones allows to create rooms of a great aesthetic uniformity combining harmony and pragmatism obtaining as a result minimalistic solutions and attractive proposals in interior and exteriors. Ultimately, it is a design very polyvalent and perfect for any space.

MATERIAL Glazed Porcelain & Wall Tile

TECH INFO



SIZES



COLORS





MENU
COFFEE MENU
SOUP OF THE DAY
PASTA

Traditional hot preserves
MILKSHAKE
COFFEE
SALAD

PIADA
The original Piada is a traditional Peruvian street food made of cornmeal dough, filled with cheese and topped with a spicy sauce.

Hot pasta
A collection of Italian pasta, chicken and vegetable sauce
4.50
PIZZA
5.50

BREAKFAST
A full breakfast
Breakfast roll 2.50
Cinnamon 3.00
Pancakes 4.00
Omelette & Yogurt 3.50
Fruit Salad 2.50

SALADS
4.50
Cucumber 2.00
Tomato 1.50
Avocado 2.00
Fruit Salad 2.50


OR NOT
EAT
MEAT
VEGAN
STEAM
FRISGS

BRUNCH







80X80 GREY FORMA



FORMA 95X95 ANTRACITE

FORMA


GLAZED PORCELAIN



LIGHT
120x120
95x95
80x80



CREAM
120x120
95x95
80x80



GREY
120x120
95x95
80x80



DARKGREY
120x120
95x95
80x80



ANTRACITE
120x120
95x95
80x80

KARZA














Karza is characterized by its elegance, timelessness and presence of matter dye in its variety of range graphics.



In addition it presents the technical advantages of the porcelain stoneware of high performance.


It can be adapted perfectly to any ambience due to the strength that the tones and finishes confer it.

It is ideal to cover pavement of high traffic areas that search for a continuity as well as visual impact, reflecting the essence of this material of industrial nature.

MATERIAL Glazed Porcelain & Wall Tile

TECH INFO           

SIZES  80x160
60x120  120x120
95x95

COLORS 






KARZA 120X120 GREY

KARZA


GLAZED PORCELAIN



SAND
120x120
95x95



SAND
80x160
60x120




GREY
120x120
95x95



GREY
80x160
60x120




ANTRACITE
120x120
95x95



ANTRACITE
80x160
60x120



LAVIN



Lavin is designed based on the characteristics of cement and stone. The forms and details of the stone and the compaction of the cement can be appreciated. It comes in three colours, beige, light gray and dark gray for both wall and floor tiles, on a textured base, a relief in the form of small columns and a very linear mosaic.

Noteworthy is the decoration on the base with a geometric drawing with a worn effect.

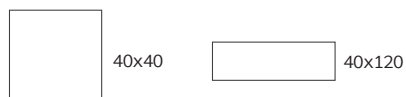
A very complete collection with a granite texture that brings sophistication and personality to any environment.

MATERIAL Wall Tile

TECH INFO



SIZES




COLORS






40X40 DARKGREY MOSAIC LAVIN
40X40 LIGHTGREY





40X120 DARKGREY LAVIN
40X120 DARKGREY NARO



LAVIN 40X120 DECOR
40X120 BEIGE

LAVIN

WALL TILE & FLOOR TILE COMBINATION



BEIGE
40x120



BEIGE NARO
40x120



LIGHTGREY
40x120



LIGHTGREY NARO
40x120



DARKGREY
40x120



DARKGREY NARO
40x120



DECOR
40x120



**BEIGE
MOSAIC**
40x40



**LIGHTGREY
MOSAIC**
40x40



**DARKGREY
MOSAIC**
40x40

GOLD PERFIT
0,6x90

SILVER PERFIT
0,6x90



BEIGE
40x40




LIGHTGREY
40x40



DARKGREY
40x40

LEVANA



Levana is a simple bet as well as sophisticated, creating an ideal balance between art and design, between tradition and modernity, due to the timelessness and the charm of the cement.

It is a perfect collection for exterior pavement as a result of its properties of non-slip and de-icing that is also excellent for interior for the elegance that it contributes to the places where it is installed.

The chromatic shade in which it is produced is wide, as well as the variety of formats in matt in which it is manufactured.

MATERIAL Glazed Porcelain & Wall Tile

TECH INFO
GP
WB
R
M

4


SIZES

80x160
60x120

95x95
60x60

COLORS






LEVANA 60X120 ANTRACITE

LEVANA

GLAZED PORCELAIN



IVORY
80x160
60x120



IVORY
95x95
60x60



CREAM
80x160
60x120



CREAM
95x95
60x60



GREY
80x160
60x120



GREY
95x95
60x60



ANTRACITE
80x160
60x120



ANTRACITE
95x95
60x60

MOLIS



Molis juts out by the characteristic appearance of the microcement granting a minimalistic and timeless character to the product.

It is marked by the beauty of the shades, details and textures. This collection is a continuous balance between craft and modernity, through a tenuous and captivating chromatic track.

It is a simple piece but very versatile in its application both in interiors and exteriors.

Its installation is perfect for great and luminous spaces providing an exquisite and completely unique finish to the spaces.

MATERIAL Wall Tile

TECH INFO



SIZES 33x100

COLORS







MOLIS 33X100 WHITE WAND

MOLIS

WALL TILE & FLOOR TILE COMBINATION



WHITE
33x100



WHITE WAND
33x100



CREAM
33x100



CREAM WAND
33x100



GREY
33x100



GREY WAND
33x100




VULCANO IVORY
60x60



VULCANO GREY
60x60

NORDIK



Nordik is a kind of a visual interaction inspired in different materials to present a daring piece but with a versatile design in its use as much in interiors as in exteriors.

Its pieces are full of shades through the different textures, from the subtlety of the limestone from the Loire Valley in France, to the texture of the natural cement and theft gradations that provide references to the terracotta.

Its decoration pieces both in 40x120 and mosaics will allow infinite combinations, making nordik the perfect collection for the most creative architecture.

A set with a captivating result, exquisite and completely unique.

MATERIAL

Wall Tile

TECH INFO



SIZES




40x40



40x120


COLORS







NORDIK 40X120 CREAM BRUSHED





NORDIK 40X120 GREY DUBEL
40X120 GREY BRUSHED
40X40 LIGHT

NORDIK

WALL TILE & FLOOR TILE COMBINATION



LIGHT BRUSHED
40x120



LIGHT STRIPES
40x120



LIGHT DUBEL
40x120



CREAM BRUSHED
40x120



CREAM STRIPES
40x120



CREAM DUBEL
40x120



GREY BRUSHED
40x120



GREY STRIPES
40x120



GREY DUBEL
40x120



STRIPES DECOR
40x120



LIGHT
MOSAIC
30x30



CREAM
MOSAIC
30x30



GREY
MOSAIC
30x30



LIGHT
40x40



CREAM
40x40



GREY
40x40

ROKO

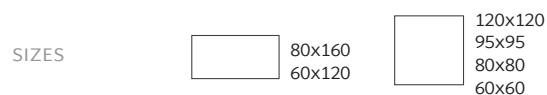


Roko is a collection framed by the influences of the microcement and a great softness to the touch.

A simple and elegant design with a high functionality and a wide range of large formats that range from 120x120 and 80x160 to 80x80 centimeters for floor tiles and for wall tiles it is offered in 30x90 centimeters.

The diversity of the natural surface, its chromatic range and watery effects establish a perfect dialogue between the timelessness and trends.

MATERIAL Glazed Porcelain & Wall Tile





80X80 LIGHT ROKO



ROKO 120X120 TAUPE

ROKO

GLAZED PORCELAIN



LIGHT
80x160
60x120



LIGHT
120x120
95x95
80x80



GREY
80x160
60x120



GREY
120x120
95x95
80x80



TAUPE
80x160
60x120



TAUPE
120x120
95x95
80x80




ANTRACITE
80x160
60x120





















ANTRACITE
120x120
95x95
80x80

SPACE



Space originates from the limestone with a nordic touch, starting from the range of colour in which it is presented.

It characterizes by its nuances, details and texture. The presence of a wide range of colours offers the possibility of creating a space with impeccable aesthetics. This floor tile collection is ideal for contemporary interiors which simplicity provides uniformity to the space. These pieces are captivating, with a sublime and completely unique finish.

MATERIAL	Glazed Porcelain & Wall Tile	
TECH INFO	         	
	 	
SIZES	 80x160 60x120	 120x120 95x95
COLORS	   	





SPACE

GLAZED PORCELAIN



LIGHT
80x160
60x120



LIGHT
120x120
95x95




BEIGE
80x160
60x120



BEIGE
120x120
95x95




GREY
80x160
60x120



GREY
120x120
95x95




ANTRACITE
80x160
60x120



ANTRACITE
120x120
95x95



TINO



Tino is designed based on the characteristics of cement and stone. The forms and details of the stone and the compaction of the cement can be appreciated. On the other hand, this design is made up of a very homogeneous graphic with a granite texture that gives it great personality.

It is made up of three colors for both floor and wall tile.

A very complete collection that ranges from the textured base, a Naro XL relief, a mosaic inclined at a certain angle that gives directionality to the design, and finally, an abstract decoration with warm shapes that add elegance and dynamism to any environment.

MATERIAL Wall Tile

TECH INFO



SIZES



COLORS









40X120 LIGHTGREY NARO XL TINO



TINO

WALL TILE & FLOOR TILE COMBINATION



BEIGE
40x120



BEIGE NARO XL
40x120



LIGHTGREY
40x120



LIGHTGREY NARO XL
40x120



DARKGREY
40x120



DARKGREY NARO XL
40x120




DECOR
40x120



**BEIGE
MOSAIC**
40x40



**LIGHTGREY
MOSAIC**
40x40



**DARKGREY
MOSAIC**
40x40

GOLD PERFIT
0,6x90

SILVER PERFIT
0,6x90



BEIGE
40x40




LIGHTGREY
40x40



DARKGREY
40x40

TRUST



Trust takes as reference the cement matrixes and reinterprets it from a more contemporary perspective.

A purified and natural proposal in the big size 40x120 for wall tile combined with the 40x40 in the floor, adapting perfectly to the different areas from a home.

Floor and wall tiles combined in between with a fresh and simple chromatic range with a refined and informal touch.

MATERIAL Wall Tile

TECH INFO



SIZES




COLORS










ride the bike tips and tricks

40X120 ARAZZO TRUST



TRUST 40X120 IVORY

TRUST

WALL TILE & FLOOR TILE COMBINATION



WHITE
40x120



WHITE VENICE
40x120



IVORY
40x120



IVORY VENICE
40x120




GREY
40x120



GREY VENICE
40x120



ARAZZO
40x120



WHITE
40x40



GREY
40x40

WOOD

MATERIAL COLLECTIONS

Wood is essence, is matter, return to the natural world, to the origin. It has a rustic appearance, indomitable, strong and warm. It is easily distinguished by the veins, shades and fiber that characterize them.

It is a material that transmits calm and serenity, apart from conferring to the spaces a cozy touch, timeless, resistant and practical. It decorates with great naturalness and elegance with a variety of colors very natural and modest available in different formats for floor tiles in interior.

Different collections proposed, some more modern and others inspired in the traditional woods worn-out, providing this warm touch that forms a home.

TIMEWOOD	124
WOODEN	128



TIMEWOOD



Timewood is perhaps the most noteworthy design amongst Spinkier products, following the trends of industrial looks and vintage decorations.

Its 2 colors offer a strong shade variation. In combination with its generous number of faces make Timewood a rich and strong look that will stand out in any setting.

It is presented in 20x120 size and a matt, natural surface.

MATERIAL Glazed Porcelain




SIZES 20x120

COLORS



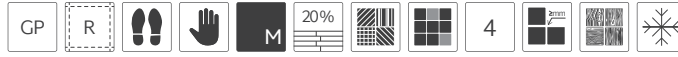




TIMEWOOD 20X120 NATURE

TIMWOOD

GLAZED PORCELAIN



NATURE
20x120



GREY
20x120

WOODEN



Wooden is born from the incredible essence of the oak woods and its carefully brushed surface.

A design with a delicate interpretation from the wood's knots with a matt silky finish that grant, as a result, an harmonic and refined aspect.

A collection composed of 6 natural colors with large formats as 20x120 centimeters and 26,5x160 cm with a wide aesthetic and creative possibilities.

MATERIAL Glazed Porcelain

TECH INFO


GP R M 4

SIZES 20x120
26,5x160


COLORS



26,5X160 CANELLA WOODEN



WOODEN 26,5X160 NOGAL



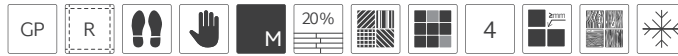
26,5X160 WHITE WOODEN



WOODEN 26,5X160 BROWN

WOODEN

GLAZED PORCELAIN



WHITE
26,5x160



WHITE
20x120



SAND
26,5x160



SAND
20x120



CANELLA
26,5x160




CANELLA
20x120



NOGAL
26,5x160



NOGAL
20x120



ASH
26,5x160



ASH
20x120



BROWN
26,5x160



BROWN
20x120

MARBLE

MATERIAL COLLECTIONS

Marble is synonym to beauty and natural elegance. Often characterized by its grains and contrasts between its shades and enriched by the unpredictable of its veins.

It is a luxurious, sophisticated, timeless, refined and rich in appearance material that changes according to the quarry of origin.

The reproductions that are realized of this material evoke its charms and its details in a refined and precise way making them a choice as good as the original material with the indisputable features of the ceramics. The resistance, impermeability of water, the stains, the cleaning facility and the maintenance of this collections make them the best option to cover the most elegant spaces.

AMADORA	136
ASHER	140
CASPER	144
CHARM	148
IBIZA	152
IMMER	160
KAMEN	170
MARTA	176
MYRA	180
PURE	184
WARP	188



AMADORA



Amadora is synonym of beauty. It is born through the observation of marble Statuario, the most famous of all Carrara variety. This is due to its cream colour, its very homogeneous pink veining and very fine lines. It is produced in big format and it's perfect to provide excellence and delicacy to any space.

MATERIAL	Glazed Porcelain	
TECH INFO	<input type="checkbox"/> GP <input checked="" type="checkbox"/> R <input type="checkbox"/> <input type="checkbox"/> <input type="checkbox"/> M <input type="checkbox"/> HG <input type="checkbox"/> <input type="checkbox"/> <input type="checkbox"/>	
	<input type="checkbox"/> 3 <input type="checkbox"/> 4 <input type="checkbox"/>	
SIZES	<input type="checkbox"/> 60x120	<input type="checkbox"/> 120x120
COLORS		





AMADORA 60X120 WHITE MATT

AMADORA

GLAZED PORCELAIN



WHITE
60x120



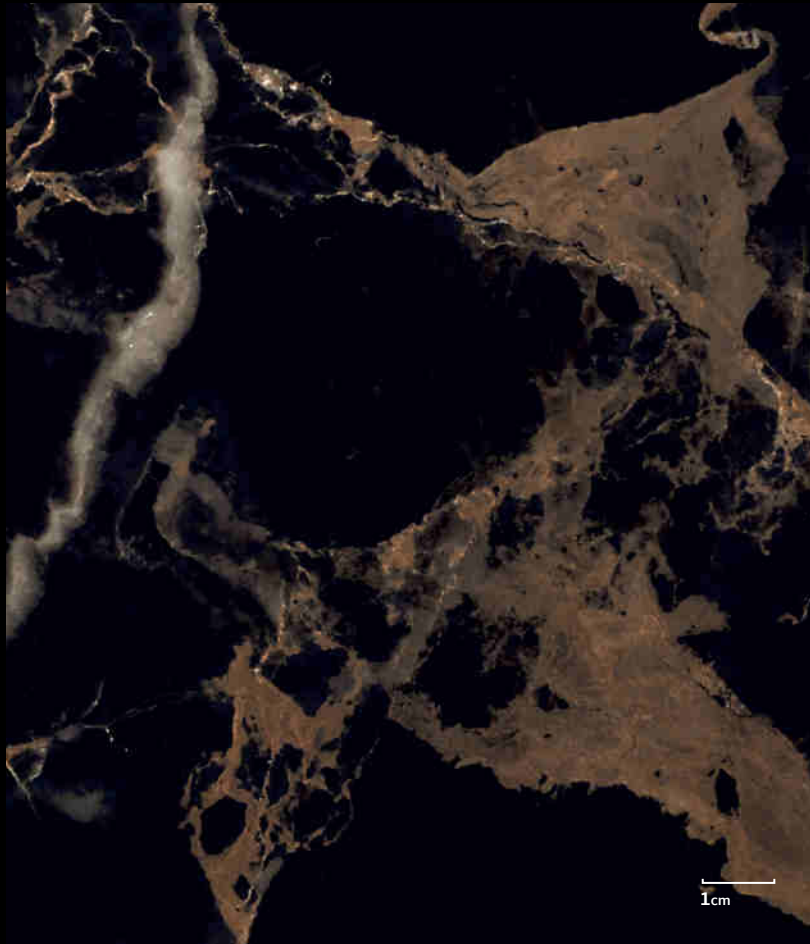
WHITE
60x120



WHITE
120x120



ASHER



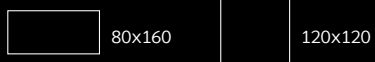
Asher originates from the precious surfaces of the uncommon marbles that can be considered a work of art. Jewel surfaces with style and strength, characterized by the dark background and the quantity of peculiar white and gold veins which seem to form little and different spider's webs. It is perfect to be the centre of a space, conferring great personality and elegance.

MATERIAL Glazed Porcelain

TECH INFO



SIZES



COLORS







ASHER

GLAZED PORCELAIN



BLACK
80x160



BLACK
120x120

CASPER



Casper is the most austere marble of Spinkier. Emanates of the invisible marble grey but creates a fine and delicate version of it.

It characterizes by its white background and gray veins that intertwine within each piece.


It is mostly produced in big formats and can be combined, resulting spectacular, with other Spinkier designs.

MATERIAL Glazed Porcelain

TECH INFO



SIZES



COLORS





80X160 WHITE CASPER

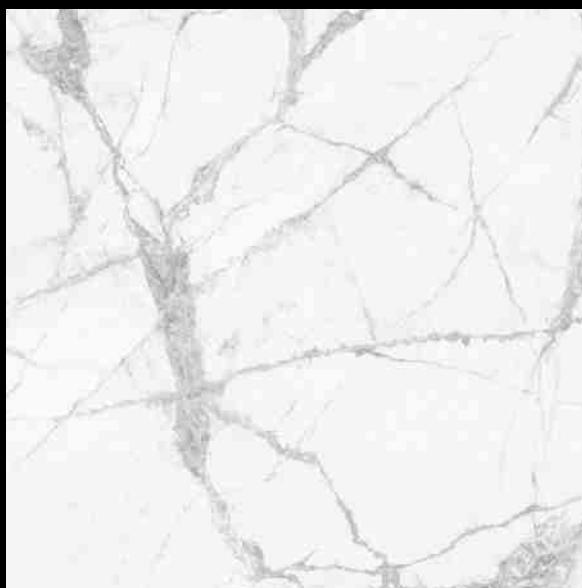


CASPER

GLAZED PORCELAIN



WHITE
80x160



WHITE
120x120

CHARM



Charm is a reinterpretation of the marble with a strong character, very marked veins and a duality between black and white.


Pieces for floors with an appeal for modernity and spaces of immense singularity. It is a collection which is going to be the center of the place where it will be placed.

MATERIAL Glazed Porcelain

TECH INFO



SIZES



COLORS







CHARM

GLAZED PORCELAIN



BLACK
80x160
60x120



BLACK
120x120
95x95

IBIZA



Ibiza is the essence of one of the most classic and prestigious Italian marbles. It represents the purity through soft tones of great sculptural value. The beauty of this natural stones is faithfully represented in this design. It is identified by the subtle, strong and simple continuity.

This collection is created in porcelain stoneware, due to the characteristics of this material, it can be installed in wet areas such as the kitchen and bathroom, or in the noble ones such as the living room or hall.

A customer will be able to select this material in a wide range of sizes, making it suitable for all the different needs of the project.

MATERIAL Glazed Porcelain & Wall Tile

TECH INFO

GP WB R M HG H

3

SIZES

80x160
 60x120

120x120
 95x95
 80x80
 60x60
 40x40

40x120

COLORS





IBIZA 40X40 WHITE
40X120 WHITE



40X120 WHITE VENICE IBIZA





40X120 WHITE IBIZA
40X120 DECOR

IBIZA

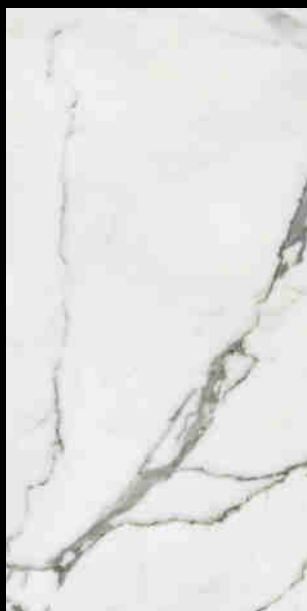
GLAZED PORCELAIN



WHITE
80x160
60x120



WHITE
120x120
95x95
80x80
60x60



WHITE
80x160
60x120



WHITE
120x120
95x95
80x80
60x60



IBIZA

WALL TILE & FLOOR TILE COMBINATION



WHITE
40x120



WHITE VENICE
40x120



DECOR
40x120



WHITE
40x40

IMMER

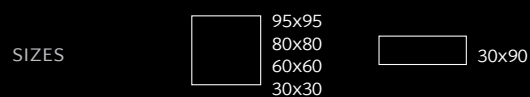


Immer is inspired in a widely know marble such as Pietra Grey, which has its origins in the Iranian masonry.

A style of beauty interpreted in a chromatic range of three gray shades available in alternative formats. Both matt and polish finishes transmit elegance and naturalness. With formats for both floor and walls and completed with its decor pieces, Immer becomes a very rewarding and resourceful collection.

A perfect synthesis between purity, tradition and modernity to create a cozy and wraparound atmosphere.

MATERIAL Glazed Porcelain & Wall Tile











95X95 DARKGREY POLISHED IMMER





25X25 LIGHTGREY MOSAIC IMMER





30X90 DARKGREY LATTICE IMMER
30X90 DARKGREY
60X60 DARKGREY

IMMER

GLAZED PORCELAIN & WALL TILE



LIGHTGREY
95x95
80x80



GREY
95x95
80x80



DARKGREY
95x95
80x80



LIGHTGREY
30x90



LIGHTGREY LATTICE
30x90



GREY
30x90



GREY LATTICE
30x90



DARKGREY
30x90



DARKGREY LATTICE
30x90



LIGHTGREY
MOSAIC
25x25



GREY
MOSAIC
25x25



DARKGREY
MOSAIC
25x25



IMMER

WALL TILE & FLOOR TILE COMBINATION



LIGHTGREY
95x95
60x60
30x30




GREY
95x95
60x60
30x30



DARKGREY
95x95
60x60
30x30




LIGHTGREY
30x90




LIGHTGREY LATTICE
30x90




LIGHTGREY ROLEY
30x90



GREY
30x90



GREY LATTICE
30x90




GREY ROLEY
30x90




DARKGREY
30x90



DARKGREY LATTICE
30x90



DARKGREY ROLEY
30x90



LATTICE MIX
30x90



ROLEY MIX
30x90



LIGHTGREY
MOSAIC
25x25



GREY
MOSAIC
25x25



DARKGREY
MOSAIC
25x25

KAMEN



Kamen represents the purity of the marble, equipping the pieces with a sophisticated touch.

It is a design that is inspired in the marble as material of design united to the land and nature, to the light and absence of it.

The grains and shades have been carefully treated to highlight the personality of the matter. The white veins provide Kamen with light and essential strength. The result is a very versatile design that provides a high delicacy to the spaces where it is placed.

MATERIAL Glazed Porcelain

TECH INFO

GP	R			M	HG			
3	4							

SIZES

	80x160 60x120		120x120 95x95
--	------------------	--	------------------

COLORS





80X160 WHITE KAMEN
80X160 ANTRACITE



KAMEN 95X95 CREAM



KAMEN

GLAZED PORCELAIN



WHITE
80x160
60x120



WHITE
120x120
95x95



CREAM
80x160
60x120



CREAM
120x120
95x95



SAND
80x160
60x120



SAND
120x120
95x95



ANTRACITE
80x160
60x120



ANTRACITE
120x120
95x95

KAMEN

GLAZED PORCELAIN



WHITE
80x160
60x120



WHITE
120x120
95x95



CREAM
80x160
60x120



CREAM
120x120
95x95



SAND
80x160
60x120



SAND
120x120
95x95



ANTRACITE
80x160
60x120



ANTRACITE
120x120
95x95

MARTA



Marta comes from the virtue and beauty of the marble. This design earns modernity and practicality thanks to the technical porcelain tile. Furthermore, it stands out for white cool hues of gold blended in a distinguished and exquisite tonal veins. Ideal for any space which wants to convey subtlety, simplicity and delicacy.

MATERIAL Glazed Porcelain

TECH INFO



SIZES



80x160



120x120

COLORS







MARTA 80X160 WHITE

MARTA

GLAZED PORCELAIN



WHITE
80x160



WHITE
120x120

MYRA



Myra comes from the timelessness aesthetic of the marble Calacatta Gold. It is characterized by the off-white base in which veins of different thickness are traced in golden and grey colors.

It is offered in different sizes from a big slab to a 80x160 centimeters tile. A fantastic collection to grant personality and elegance to a space.

MATERIAL Glazed Porcelain

TECH INFO



SIZES




80x160



120x120

COLORS





80X160 WHITE MYRA

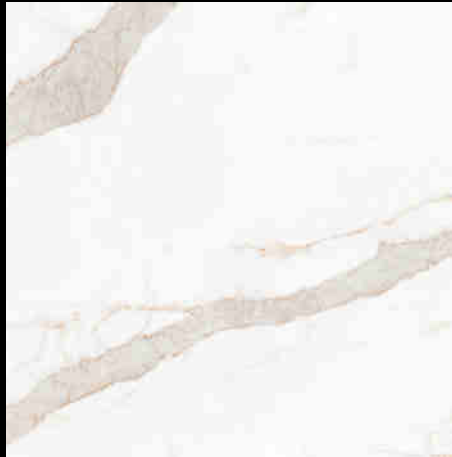


MYRA

GLAZED PORCELAIN



WHITE
80x160



WHITE
120x120

PURE



Pure is a marble that presents the purity in a subtle form through a duality between grey and white.

In turn, the matt finish and the delicacy that it transmits makes it in a warm, fascinating and timeless material with a unique touch which differentiates it from the rest of marbles.

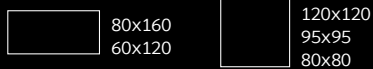
Additionally, the technical characteristics are extraordinary, resulting a fine piece without the intrinsic imperfections from an ordinary stone with impurities, making the collection appropriate for any use.

MATERIAL Glazed Porcelain

TECH INFO



SIZES



COLORS





80X160 WHITE PURE



PURE 80X160 WHITE

PURE

GLAZED PORCELAIN



WHITE
80x160
60x120



WHITE
120x120
95x95
80x80



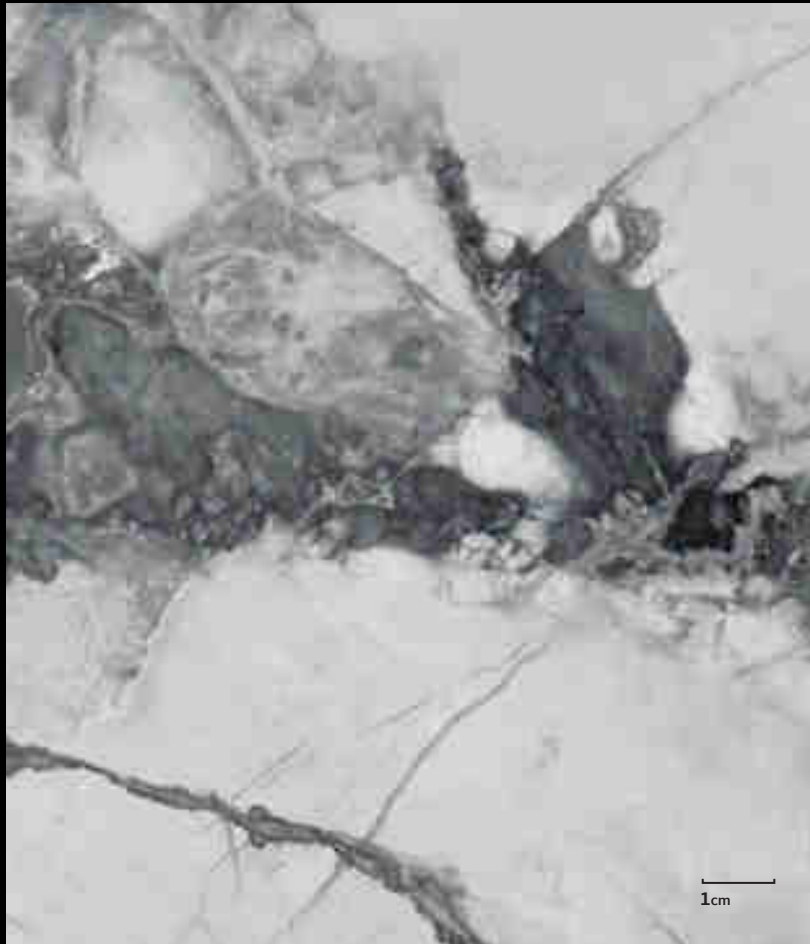
WHITE
80x160
60x120



WHITE
120x120
95x95
80x80



WARP



Warp emerges from the beauty of marble. It conjugates the perfection of luxury and refinement, consisted with the recent decorative trends.

This design is one of the series with most personality of Spainker. That is because of the formats in which it is available. A big one of 80x160 and "bookmatch". The second one becomes especially noticeable during the installation, due to the symmetry between peaces. Furthermore, Warp is also characterized by its polished finished plus the stains and veins of different richness and intensity.

MATERIAL Glazed Porcelain

TECH INFO



SIZES



COLORS





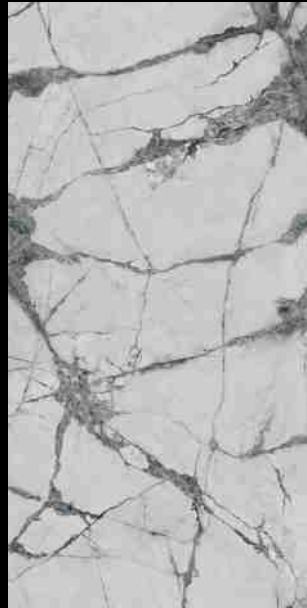
80X160 GLOSSY POLISH WARP
80X160 BOOKMATCH GLOSSY POLISH



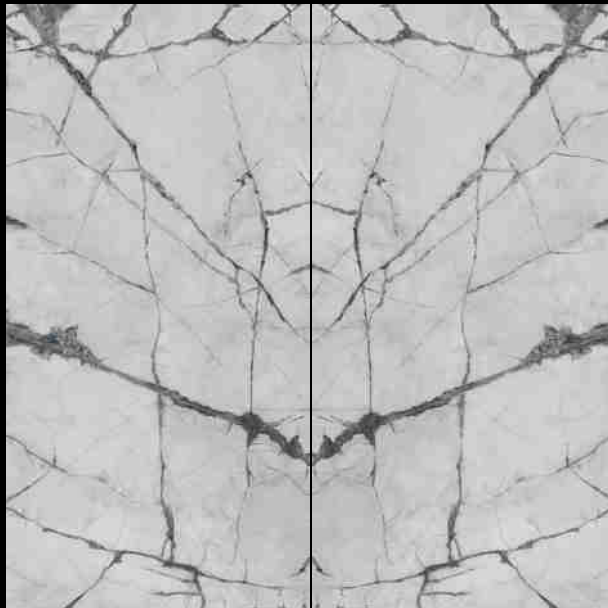
WARP 80X160 MATT

WARP

GLAZED PORCELAIN



WARP
80x160



WARP BOOKMATCH
80x160

TECHS AND SPECS

SYMBOLGY	296
PACKAGING	297
TECHNICAL FEATURES	298
GENERAL SPECIFICATIONS	300



SYMBOLOLOGY

ICONS AND ABBREVIATIONS



GLAZED PORCELAIN



WHITE BODY



COLOR BODY



RECTIFIED



MATT



HONED



NATURAL



LAPATO



POLISHED



GLOSSY



GLOSSY POLISHED



WALL TILE



FLOOR TILE



HEAVY STRUCTURE



LIGHT STRUCTURE



V0
VERY UNIFORM SHADE



V1
UNIFORM SHADE



V2
SLIGHT VARIATION



V3
MODERATE VARIATION



V4
SUBSTANTIAL VARIATION



PEI II - LIGHT WEAR



PEI III - AVERAGE WEAR



PEI IV - HIGH WEAR



PEI V - VERY HIGH WEAR



ANTISLIP



MODULARITY



DIGITAL PRINT



MOSAIC



SPACER



FROST RESISTANCE



RIGHT LAYING



MULTI FACE

PACKAGING

LIST

Size (cm)	Nominal Size (mm)	Working Size (mm)	Water Absorption Group	Thickness (mm)	Pieces/box	Sqm/box	Kg/Box	Boxes/Pallet	Sqm/Pallet	Kg/Pallet	Pallet Size
80x160 RECTIFIED	800x1600	801x1601	Bla	12,5	1	1,28	37	45	57,6	1710	95x166
26,5x160 RECTIFIED	265x1600	261x1601	Bla	12,5	3	1,26	35	48	60,48	1740	95x166
120x120 RECTIFIED	1200x1200	1200x1200	Bla	12,5	1	1,44	39	44	63,36	1830	125x135
60x120 RECTIFIED	595x1195	594x1194	Bla	11,6	2	1,42	33,5	48	68,16	1750	106x106
20x120 RECTIFIED	195x1195	194x1194	Blla	11,6	5	1,16	27	48	55,68	1320	113x133
95x95 RECTIFIED	950x950	951x951	Bla	11,7	2	1,81	49	24	43,44	1150	113x133
80x80 RECTIFIED	800x800	801x801	Bla	10,6	3	1,92	45	24	46,08	1105	111x111
60x60 RECTIFIED	595x595	592x592	BIB	10,5	4	1,4	34	32	44,8	1100	109x109
40x120 RECTIFIED	400x1200	400x1200	Blla	11,6	3	1,44	36	48	69,12	1720	106x106
33x100 RECTIFIED	333x1000	333x1000	Blla	11,5	4	1,33	30,2	54	71,82	1720	109x109
30x90 RECTIFIED	300x900	300x900	Blla	10,5	4	1,08	24,9	54	58,32	1350	100x100
40x40 RECTIFIED	400x400	400x400	Bla	10,5	9	1,44	33,7	48	69,12	1600	109x109
30x30 RECTIFIED	300x300	300x300	Bla	9,6	15	1,35	26,6	54	72,9	1470	100x100

TECHNICAL FEATURES

INTERNATIONAL STANDARDS

PHYSICAL PROPERTY

SPECIFICATION / DESCRIPTION OF TEST		STANDARD NUMBER	GROUP. WATER ABSORTION BIB		GROUP. WATER ABSORTION BIIA		GROUP. WATER ABSORTION BIA (wall tile)	
			std. criteria	Tabriz Tile. criteria	std. criteria	Tabriz Tile. criteria	std. criteria	Tabriz Tile. criteria
water absorption (%)		ISO10545-3	0.5% < Eb <= 3%	0.5% < Eb < 3%	3% < Eb <= 6.1%	3% < Eb < 6%	<= 0,5% Individual Max 0,6%	<= 0,5% Individual Max 0,6%
Modulus of rupture (N/mm ²)		ISO10545-4	Min 30	Min 35	Min 22	Min 30	Min 35 Individual Min 32	Min 37
Breaking strenght (N)		ISO10545-4	Min 1100	MIn 2000	MIn 1000	MIn 1400	Not less than 1300	Min 2500
Abrasion resistance	Resistance to deep abrasion of unglazed tiles	ISO10545-6	**	**	**	**	**	**
	Resistance to surface abrasion of glazed tiles	ISO10545-7	Report abrasion class	CLASS 3	Report abrasion class	CLASS 3	Report abrasion class and cycles passed	class 3
Crazing resistance		ISO10545-11	Required	pass	Required	pass	Required	pass
Coefficient of linear thermal expansion		ISO10545-8	Test Methed available	**	Test Methed available	**	Test Methed available	62,35x10 - 7
Thermal shok resistance		ISO10545-9	Test Methed available	pass	Test Methed available	pass	Test Methed available	pass
Frost resistance		ISO10545-12	Test Methed available	pass	***	***	Required	pass
Moistur expansion		ISO10545-10	0.06%	0.02%	0.06%	0.02%	Test Method available	0.02%
Small colour differences		ISO10545-16	Test Methed available	pass	Test Methed available	pass	Test Methed available	pass
Impact resistance		ISO10545-5	Test Methed available coefficient of restitution > 0.55	coefficient of restitution > 0.7	Test Methed available coefficient of restitution > 0.55	coefficient of restitution > 0.7	Test Methed available coefficient of restitution > 0.5	coefficient of restitution > 0.7

DIMENSIONS AND SURFACE QUALITY

SPECIFICATION / DESCRIPTION OF TEST		STANDARD NUMBER	GROUP. WATER ABSORTION BIB				GROUP. WATER ABSORTION BIIA				GROUP. WATER ABSORTION BIA (wall tile)			
			std. criteria		Tabriz Tile. criteria		std. criteria		Tabriz Tile. criteria		std. criteria		Tabriz Tile. criteria	
			%	mm	%	mm	%	mm	%	mm	%	mm	%	mm
Dimention	Length (mm)&(working size)	ISO10545-2	± 0.6%	± 2.0	± 0.3%	± 1.0	± 0.5%	± 2.0	± 0.3%	± 1.0	± 0.6%	± 2.0	± 0.3%	± 1.0
	Width (mm)&(working size)	ISO10545-2	± 0.6%	± 2.0	± 0.3%	± 1.0	± 0.5%	± 2.0	± 0.3%	± 1.0	± 0.6%	± 2.0	± 0.3%	± 1.0
	Thickness (mm)&(working size)	ISO10545-2	± 5%	± 0.5	± 4%	± 0.4	± 5%	± 0.5	± 4%	± 0.4	± 5%	± 0.5	± 4%	± 0.4
Straightness of sides (mm) & (%working size)		ISO10545-2	± 0.5%	± 1.5	± 0.3%	± 1.0	± 0.5%	± 1.5	± 0.3%	± 1.0	± 0.5%	± 1.5	± 0.3%	± 1.0
Rectangularity (mm) & (%working size)		ISO10545-2	± 0.5%	± 2.0	± 0.3%	± 1.0	± 0.5%	± 2.0	± 0.3%	± 1.0	± 0.5%	± 2.0	± 0.3%	± 1.0
Surface flatness	Center curvature (% diagonal from work size)	ISO10545-2	± 0.5%	± 2.0	± 0.3%	± 1.0	± 0.5%	± 2.0	± 0.3%	± 1.0	± 0.5%	± 2.0	± 0.3%	± 1.0
	Edge curvature (mm) & (% corresponding work size)	ISO10545-2	± 0.5%	± 2.0	± 0.3%	± 1.0	± 0.5%	± 2.0	± 0.3%	± 1.0	± 0.5%	± 2.0	± 0.3%	± 1.0
	Warpage (mm) & (% diagonal from work size)	ISO10545-2	± 0.5%	± 2.0	± 0.3%	± 1.0	± 0.5%	± 2.0	± 0.3%	± 1.0	± 0.5%	± 2.0	± 0.3%	± 1.0
Surface quality		ISO10545-2	95%**		95%**		95%**		95%**		95%**		95%**	

** A minimum of 95% of the tiles shall be free from visible defects that would impair the appearance of a major area of tiles.

CHEMICAL PROPERTY

SPECIFICATION / DESCRIPTION OF TEST		STANDARD NUMBER	GROUP. WATER ABSORTION BIB		GROUP. WATER ABSORTION BIIA		GROUP. WATER ABSORTION BIA (wall tile)	
			std. criteria	Tabriz Tile. criteria	std. criteria	Tabriz Tile. criteria	std. criteria	Tabriz Tile. criteria
Resistance to staining	GLAZED TILE (CLASS 5)	ISO10545-14	Min class 3	class 4	Min class 3	class 4	Min class 3	class 4
Resistance to low concentrations (class)		ISO10545-13	Test Methed available	GLA	Test Methed available	GLA	Manufacturer to state classification	GLA
Resistance to high concentrations (class)		ISO10545-13	Test Methed available	GHB	Test Methed available	GHB	Test Methed available	GHB
resistance to household Chemicals&swimming pool salts glazed tiles		ISO10545-13	Min GB	GA	Min GB	GA	Min GB	GA
lead & cadmium release		ISO10545-15	Test Methed available	***	Test Methed available	***	Test Methed available	***

Numbers of sampels are taken by procedure of taking sambple and inspection tables in way of special samles (indivually) No:ISIRI 4006

TECHNICAL FEATURES

IRANIAN STANDARDS

PHYSICAL PROPERTY

SPECIFICATION / DESCRIPTION OF TEST		STANDARD NUMBER	GROUP. WATER ABSORTION BIB		GROUP. WATER ABSORTION BIIA		GROUP. WATER ABSORTION BIII (wall tile)	
			std. criteria	Tabriz Tile. criteria	std. criteria	Tabriz Tile. criteria	std. criteria	Tabriz Tile. criteria
water absorption (%)		INSO-9169-3	0.5% < Eb <= 3%	0.5% < Eb < 3%	3% < Eb <= 6.1%	3% < Eb < 6%	<= 0,5% Individual Max 0,6%	<= 0,5% Individual Max 0,6%
Modulus of rupture (N/mm ²)		INSO-9169-4	Min 30	Min 35	Min 22	Min 30	Min 35 Individual Min 32	Min 37
Breaking strenght (N)		INSO-9169-4	Min 1100	Min 2000	Min 1000	Min 1400	Not less than 1300	Min 2500
Abrasion resistance	Resistance to deep abrasion of unglazed tiles	INSO-9169-7	**	**	**	**	**	**
	Resistance to surface abrasion of glazed tiles	INSO-9169-7	Report abrasion class	CLASS 3	Report abrasion class	CLASS 3	Report abrasion class and cycles passed	class 3
Crazing resistance		INSO-9169-11	Required	pass	Required	pass	Required	pass
Coefficient of linear thermal expansion		INSO-9169-8	Test Method available	**	Test Method available	**	Test Method available	62,35x10 ⁻⁷
Thermal shok resistance		INSO-9169-9	Test Method available	pass	Test Method available	pass	Test Method available	pass
Frost resistance		INSO-9169-12	Test Method available	pass	***	***	Required	pass
Moistur expansion		INSO-9169-10	0.06%	0.02%	0.06%	0.02%	Test Method available	0.02%
Small colour differences		INSO-9169-16	Test Method available	pass	Test Method available	pass	Test Method available	pass
Impact resistance		INSO-9169-5	Test Method available coefficient of restitution > 0.55	coefficient of restitution > 0.7	Test Method available coefficient of restitution > 0.55	coefficient of restitution > 0.7	Test Method available coefficient of restitution > 0.5	coefficient of restitution > 0.7

DIMENSIONS AND SURFACE QUALITY

SPECIFICATION / DESCRIPTION OF TEST		STANDARD NUMBER	GROUP. WATER ABSORTION BIB				GROUP. WATER ABSORTION BIIA				GROUP. WATER ABSORTION BIII (wall tile)			
			std. criteria		Tabriz Tile. criteria		std. criteria		Tabriz Tile. criteria		std. criteria		Tabriz Tile. criteria	
			%	mm	%	mm	%	mm	%	mm	%	mm	%	mm
Dimention	Length (mm)&(%working size)	INSO-9169-2	± 0.6%	± 2.0	± 0.3%	± 1.0	± 0.5%	± 2.0	± 0.3%	± 1.0	± 0.6%	± 2.0	± 0.3%	± 1.0
	Width (mm)&(%working size)	INSO-9169-2	± 0.6%	± 2.0	± 0.3%	± 1.0	± 0.5%	± 2.0	± 0.3%	± 1.0	± 0.6%	± 2.0	± 0.3%	± 1.0
	Thickness (mm)&(%working size)	INSO-9169-2	± 5%	± 0.5	± 4%	± 0.4	± 5%	± 0.5	± 4%	± 0.4	± 5%	± 0.5	± 4%	± 0.4
Straightness of sides (mm) & (%working size)		INSO-9169-2	± 0.5%	± 1.5	± 0.3%	± 1.0	± 0.5%	± 1.5	± 0.3%	± 1.0	± 0.5%	± 1.5	± 0.3%	± 1.0
Rectangularity (mm) & (%working size)		INSO-9169-2	± 0.5%	± 2.0	± 0.3%	± 1.0	± 0.5%	± 2.0	± 0.3%	± 1.0	± 0.5%	± 2.0	± 0.3%	± 1.0
Surface flatness	Center curvature (% diagonal from work size)	INSO-9169-2	± 0.5%	± 2.0	± 0.3%	± 1.0	± 0.5%	± 2.0	± 0.3%	± 1.0	± 0.5%	± 2.0	± 0.3%	± 1.0
	Edge curvature (mm) & (% corresponding work size)	INSO-9169-2	± 0.5%	± 2.0	± 0.3%	± 1.0	± 0.5%	± 2.0	± 0.3%	± 1.0	± 0.5%	± 2.0	± 0.3%	± 1.0
	Warpage (mm) & (% diagonal from work size)	INSO-9169-2	± 0.5%	± 2.0	± 0.3%	± 1.0	± 0.5%	± 2.0	± 0.3%	± 1.0	± 0.5%	± 2.0	± 0.3%	± 1.0
Surface quality		INSO-25	95%**		95%**		95%**		95%**		95%**		95%**	

** A minimum of 95% of the tiles shall be free from visible defects that would impair the appearance of a major area of tiles.

CHEMICAL PROPERTY

SPECIFICATION / DESCRIPTION OF TEST		STANDARD NUMBER	GROUP. WATER ABSORTION BIB		GROUP. WATER ABSORTION BIIA		GROUP. WATER ABSORTION BIII (wall tile)	
			std. criteria	Tabriz Tile. criteria	std. criteria	Tabriz Tile. criteria	std. criteria	Tabriz Tile. criteria
Resistance to staining	GLAZED TILE (CLASS 5)	INSO-6200	Min class 3	class 4	Min class 3	class 4	Min class 3	class 4
Resistance to low concentrations (class)		ISO10545-13	Test Method available	GLA	Test Method available	GLA	Manufacturer to state classification	GLA
Resistance to high concentrations (class)		ISO10545-13	Test Method available	GHB	Test Method available	GHB	Test Method available	GHB
Resistance to household Chemicals&swimming pool salts glazed tiles		ISO10545-13	Min GB	GA	Min GB	GA	Min GB	GA
lead & cadmium release		ISO10545-15	Test Method available	***	Test Method available	***	Test Method available	***

Numbers of sampels are taken by procedure of taking sample and inspection tables in way of special samles (indivually) No:ISIRI 4006

GENERAL SPECIFICATIONS

LAYING RECOMMENDATIONS

For a proper use of our products it is necessary to pay attention on the installation.

The recommended minimum space between the tiles is set at 1.5mm; smaller joints may cause tension accumulation due to contact between them without permitting the proper grout installation.

PREPARATION FOR THE TILE SETTING

The laying of ceramic tiles must always be carried out by an experienced professional.

A regulating or levelling mortar can be used, or even water-proofing or drainage layers, etc., if the situation requires it.

The surfaces must be completely clean and dry before applying the mortar or the adhesive.

CHOICE OF ADHESIVE AND METHOD OF APPLICATION

The choice of adhesive is defined by the type of ceramic tile (the group to which it belongs and its format), the type of surface to be covered (material) and purpose of the tiled area.

The choice of tiling method depends on the location of the site (outside or inside) and the dimensions of the ceramic tiles.

It is recommended to use the adhesive with buttering and floating installation for more than 30cm tile. This technique is achieved by placing adhesive both on the tile setter and on the tile, completely covering their surface.

It is recommended to contact the dealer and to follow the instructions of the manufacturer.

SPECIAL CARE DURING SETTING

Due to the shrinkage of the mortar during setting, watch carefully the pauses during setting, so that this change of level can be foreseen when restarting the work.

Rectified tiles need to be handled with especial care in order to avoid cuts to the hands and chipping and breaking to the edges of the tiles.

Use crosshairs and spacers according to the joint, in order to maintain the orthogonality on the installation.

In a brickbond fitting, it is recommended not to surpass 25% of the longest side.

GROUTING

There are various types of joints in a site:

> **STRUCTURAL JOINTS:** these are designed to absorb movements in the building and must always be respected. They can be covered with

adequate profiles and filled with the indicated materials.

> **PERIMETER JOINTS:** all joints where the wall meets the floor. The minimum width will be 8 mm and emptied or filled with a deformable material.

They can be concealed with the skirting board or the wall tile.

> **SETTING JOINTS:** These are the spaces left between tiles. According to the UNE 138002 standard, a minimum joint is defined as one that oscillates between: 1.5 and 3mm, an open joint that oscillates between 3 and 5mm, and a very open joint that has + 5mm. The minimum joint for outdoor installation should be 5mm.

Before starting to apply the grout around the tiles, ensure that the mortar or adhesive is completely hard.

The joints must be completely clean and without from dust and particles.

Fill or seal the joints with grout using a grout float of hard rubber, without leaving spaces or uneven levels.

Remove any excess grout from the surface by moving the grout float in a motion diagonal to the joints, while the mixture is still fresh.

FINISH THE JOB

> **CLEANING THE JOINTS:** respect the times advised by the manufacturer, clean the whole surface with a damp linen cloth, including the grout. Clean the rest of the site with the appropriate products. Contact the dealer and never use products that contain Hydrofluoric Acid HF.

CLEANING AND MAINTENANCE OF THE MATERIAL

Once the material is placed and grouted, it needs to be properly clean.

An incorrect cleaning can leave remains of products used for installing or protecting the tiles such as cement, epoxy resins, grouting material, waxes, or grease. It is very important to do a first cleaning before the grout sets completely. Always follow the grout manufacturer's recommendations. For an optimal cleaning after installing, in case of heavy and embedded dirt accumulated over time, and for its maintenance, it is necessary to use the right products.

It is recommended to test the cleaning products in a poorly visible area to ensure that they do not damage the ceramic material.

For regular cleaning of the floors we recommend the use of a neutral detergent with high cleaning power, avoiding acidic and abrasive products. Some types of dirt (gravel, sand...), increase the abrasive effect of pedestrian traffic.

Therefore, we recommend keeping the floor as clean as possible, protecting the entrances to circulation areas with doormats. Ceramic floors have moderate shock resistance. We shall therefore

prevent the fall of heavy or sharp objects.

DRILLING PORCELAIN TILES

For an effective drilling, we shall use an appropriate drill for porcelain tiles, as well as a correct drilling technique.

TOOLS

- › DRILL: with power greater than or equal to 600 W.
- › BITS:
 - › Special tungsten carbide drill bit for porcelain tile: special spiral or arrowhead end.
 - › Diamond drill bit: cylindrical or crown end.

CUTTING PORCELAIN TILES

There are various tools that can be used for cutting porcelain tiles. We provide some indications on each of them below:

› MANUAL CUTTING

The tool used shall have suitable characteristics for the formats, piece thicknesses, and job to carry out. Depending on the size of the roller, we recommend using an 8-mm diameter for pieces with smooth surface and an 18 mm diameter for rough surfaces.

› ELECTRIC CUTTING

This tool has a diamond disc and water refrigeration system. It allows for precise cuts with some complexity, on very hard materials. It shall have suitable characteristics for the formats, piece thickness, and work to carry out. The diamond disc shall include wet and continuous band cutting. This tool is ideal for making any type of cut to porcelain tiles.

› GRINDER

It has a diamond disc. We recommend using a low-power 600-1100W approx. grinder, which uses a blade with a 115 or 125mm diameter. The diamond disc shall include dry and continuous band cutting.

LEVELLING SYSTEM

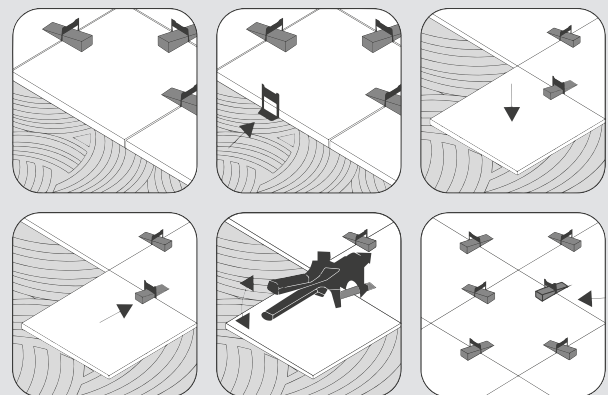
Levelling system ensures flatness between tiles avoiding movements during the mortar setting. This reduces the time for the ceramic laying obtaining a perfect lippage-free finish.

APPLICATIONS AND MAIN FEATURES

- › Recommended in formats from 60x60 cm.
- › Indispensable in rectified ceramic, porcelain, cladding and large formats.
- › Flatness between tiles is guaranteed and laying time reduced.
- › Avoid movements between the tiles due to the mortar setting.
- › Minimum 1 mm joint space (available 1, 2 and 3mm). Compatible with tile spacers.

STEPS TO FOLLOW

- › First, set the tool to the scale according to the ceramic thickness.
- › Introduce the crossheads and continue laying the adjacent tiles.
- › Put the wedges in the crosshead manually.
- › Tighten the wedges with the pliers to level the pieces.
- › Allow for setting for the time recommended by the manufacturer of the adhesive cement.
- › Remove the crossheads. Hit the crosshead with a rubber mallet or with your foot in the direction of the joint. Do not hit the wedges.



GENERAL SPECIFICATIONS

LAYING RECOMMENDATIONS FOR MOSAICS

These instructions are intended to ensure that the various pieces are laid in the best possible way. Entrust this work only to qualified professionals.

PREPARING THE SURFACE

It is essential that surface is well prepared, as this can affect the final result and finish. Do not forget:

- › To eliminate dirt and residues of dust, grease, etc.
- › To ensure the base is stable.
- › Ensure the surface is perfectly flat. If variations greater than 3mm are found, it is recommended to apply a levelling coat of the appropriate product and cut back any protrusions.
- › Ensure the surface is dry, with a maximum of 3% moisture content.

LAYING

It is important to bear several factors in mind before starting to lay the material, such as planning the pieces so as to avoid having to cut the mosaic.

To lay the mosaic, we recommend the use of high-performance cement-based adhesive, especially suitable for laying mosaic.

With a toothed float, use the straight edge to spread the tile adhesive uniformly over the wall and then “comb” the adhesive with the toothed side (minimum 3mm teeth). It is important not to apply the adhesive to too large an area at a time, otherwise it may dry out. After applying the mesh, press it with a rubber float and ensure that the distance between meshes is equal to the distance between pieces in the same mesh. The tile cement must be allowed to dry for 24 hours before grouting.

Treat the meshes carefully due to the fact they can contain sensitive elements to striped, such as crystal, aluminium and hand painted.

GROUTING

All the pieces laid must be perfectly clean and free of residues and dust. The grouting material must be prepared according to the manufacturer’s instructions to obtain a smooth, creamy mix, without lumps or air-pockets.

It is then spread over the surface using a rubber float, completely filling the joints. Use the same float to remove excess material, while removing all residues with a sponge or cloth before it sets.

It is important to perform this operation twice to ensure perfect cleanliness, leaving 24 hours between the two cleanings.

Abrasive and alkaline products must not be used to remove remains of materials of work.

CLEANING

Routine cleaning is carried out using glass cleaner or neutral detergents.

Then use a clean, soft cloth to avoid scratches and clouding. Furthermore, it is recommended to apply a marble treatment to glass mosaics at least once a year.

LAYING HELP LINE

Spaiker’s technical advice service is ready to help specialised professionals when laying the material. We are available to answer any questions on preparation, laying or the products to be used. Shall we lay this?

NOTES

The material should be used as a floor covering only in areas where there is little traffic, in view of its low resistance to scratching and slipping.

In order to cut the glass, specific special equipment must be used.

GENERAL SPECIFICATIONS

CLEANING RECOMMENDATIONS

SITE FINAL CLEANING

In the case of using a cementitious grout material and once completely dried and hardened, the following procedures are recommended:

- › Sweep or vacuum residues of cement and dirt from the construction work.
- › Wet the surface with water so that the joints are completely impregnated and protected from the corrosive action of detergents.
- › Clean with a suitable acid detergent (eg commercial vinegar) applied by hand or machine and collect the remaining waters.
- › Rinse the surface thoroughly with clean warm water to neutralize the solvent.
- › Remove possible localized accumulations by scratching. In the case of using epoxy sealers any residue that may have been left must be removed with rags or wet sponges with water before the material has hardened completely and scrupulously following the manufacturer's instructions.

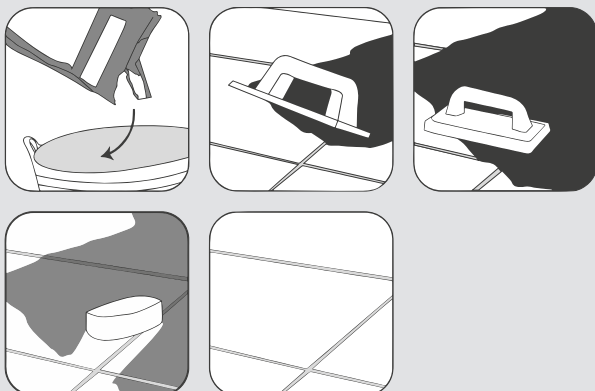
NOTE

Under no circumstances should use cleaning products containing hydrofluoric acid and its derivatives.

MAINTENANCE CLEANING

Maintenance operations consist of regular cleaning by vacuuming or sweeping dust and dirt, and washing with water or a diluted solution of neutral or alkaline detergent, never products containing hydrofluoric acid or its derivatives.

For polished surfaces it is recommended to carry out periodically an extraordinary cleaning with specific detergents like buffered acids for ceramic or professional type degreasers removing any glimmer of dirt and keeping unchanged the brightness of the ceramic surface.



SPECIFIC STAINS CLEANING

In event of particularly tough stains perform a located cleaning following the instructions given in the attached table of types of detergent according to the type of dirt.

TYPE OF STAIN	RECOMMENDED CLEANING PRODUCT
Cement and lime wastes	Diluted organic acids (vinegar) or alkaline-based detergents.
Oxide remnants	Phosphoric acid or acid-based detergents.
Oils	Ethyl alcohol or alkaline-based detergents.
Greases	Diluted organic acids (vinegar) or alkaline-based detergents.
Inks or Mercurochrome	Diluted sodium hypochlorite (bleach) or acid detergent.
Beer, wine, coffee	Dilute solution of sodium hypochlorite or alkaline detergents.
Rubber	Organic solvents (trichlorethylene, thinner).
Paint	Specific solvent or paint stripper.
Tar or bitumen	Trichloroethylene.
Fruit juices	Sodium hypochlorite (bleach).
Permanent marker	Organic solvents (acetone, trichlorethylene).
Aluminum mark	Acid detergent.
Iodine	Hydrogen peroxide (h2o).
Blood	Hydrogen peroxide (h2o) or sodium hypochlorite.



SPAINKER

LEGAL INFORMATION

SPAINKER reserves the right to make changes and modifications deemed necessary. Because of the printing process, the colors shown in this catalog are approximate, not exact. The information in this catalog is fully protected by copyright. Total or partial reproduction of text, illustrations, images and graphical representations is forbidden without the express permission of SPAINKER. Claims on installed equipment for visible damage prior to installing will not be accepted.



Main Office:
No7. Saman st, South Shirazi st,
Mollasadra Ave, Vanak sq,
Tehran, Iran
Tel: +98 21 88 06 20 50
Email: info@shahidico.com

 shahidi.co

www.shahidico.com

best for your life

